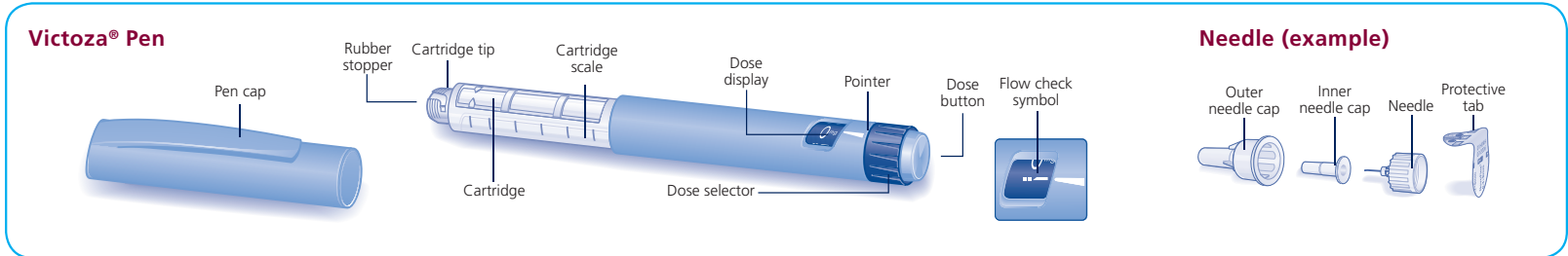
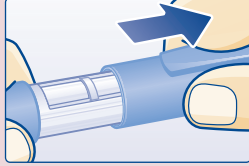


Instructions For Use



Preparing Your Pen



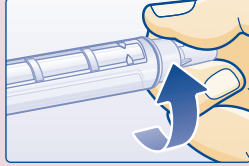
Take your new Victoza® Pen out of the refrigerator. Wash hands with soap and water before use.

Check Pen label before each use to make sure it is your Victoza® Pen.

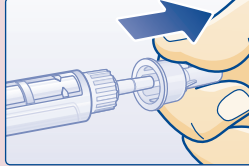
Pull off Pen cap.

Check Victoza® in the cartridge. The liquid should be clear, colorless, and free of particles. If not, do not use.

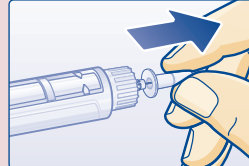
Wipe the rubber stopper with an alcohol swab.



Remove protective tab from outer needle cap. Push outer needle cap containing the needle straight onto the Pen, then screw needle on until secure.




Pull off outer needle cap. Do not throw away.



Pull off inner needle cap and throw away. A small drop of liquid may appear. This is normal.

If this is the first time with a new Pen, follow these steps

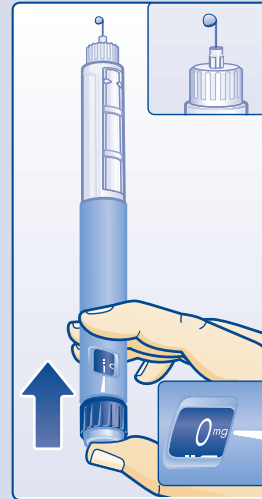
First Time Use for Each New Pen



Turn dose selector until flow check symbol (→) lines up with pointer. The flow check symbol does not administer the dose as prescribed by your health care provider. You only need to do this ONCE for each new Pen and it is ONLY required the first time you use a new Pen.



Hold Pen with needle pointing up. Tap cartridge gently with your finger a few times to bring any air bubbles to the top of the cartridge.



Keep needle pointing up and press dose button until 0 mg lines up with pointer. Repeat this up to 6 times, until a drop of Victoza® appears at the needle tip.

If you still see no drop of Victoza®, use a new Pen and contact Novo Nordisk at 1-877-484-2869.

If you have already used your Pen, follow these steps

After setting up a new Pen, follow these steps

Routine Use and Injecting the Dose

Routine Use. Prepare your Victoza® Pen for injection as described in the "Preparing Your Pen" section. The "First Time Use for Each New Pen" section should only be performed when a new Pen is used for the first time.



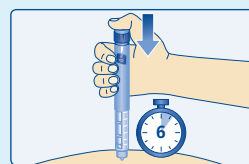
Dial the Dose. Victoza® Pen can give a dose of 0.6 mg (starting dose), 1.2 mg, or 1.8 mg. Be sure that you know the dose of Victoza® that is prescribed for you. Turn the dose selector until your needed dose lines up with the pointer (0.6 mg, 1.2 mg, or 1.8 mg). You will hear a "click" every time you turn the dose selector. **Do not set the dose by counting the number of clicks you hear.**

If you select a wrong dose, change it by turning the dose selector backwards or forwards until the correct dose lines up with the pointer. Be careful not to press the dose button when turning the dose selector. This may cause Victoza® to come out.

Injecting the Dose. Insert needle into your skin in the stomach, thigh, or upper arm. Use the injection technique shown to you by your health care provider. **Do not inject Victoza® into a vein or muscle.**

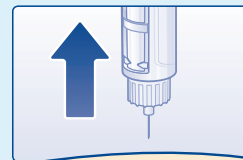


Press down on the center of the dose button to inject until 0 mg lines up with the pointer. Be careful not to touch the dose display with your other fingers. This may block the injection.



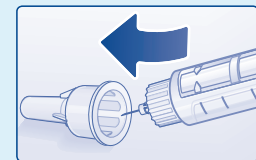
Keep the dose button pressed down and make sure that you keep the needle under the skin for a full count of 6 seconds to make sure the full dose is injected. Keep your thumb on the injection button until you remove the needle from your skin.

Rotate your injection sites within the area you choose for each dose. **Do not** use the same injection site for each injection.



Withdraw Needle

You may see a drop of Victoza® at the needle tip. This is normal and it does not affect the dose you just received. If blood appears after you take the needle out of your skin, apply light pressure, but **do not rub the area.**



Carefully put the outer needle cap over the needle. Unscrew the needle. Safely remove the needle from your Victoza® Pen after each use.

Place used needles in a closeable, puncture-resistant container. If your Victoza® Pen is empty or if you have been using it for 30 days (even if it is not empty), throw away the used Pen. You may use a sharps container (such as a red biohazard container), a hard plastic container (such as an empty detergent bottle), or metal container with a screw top (such as an empty coffee can).

Ask your health care provider for instructions on the right way to dispose of your used needles, pens, and the container. Do not throw the disposal container in the household trash. Do not recycle.

Getting Started With Your Victoza® Pen



Introduction

First read the Medication Guide that comes with your Victoza® Pen, and then read these Patient Instructions for Use for information about how to use your Victoza® Pen the right way.

These instructions do not take the place of talking with your health care provider about your medical condition or your treatment.

Your Victoza® Pen contains 3 mL (18 mg) of Victoza® and will deliver doses of 0.6 mg, 1.2 mg, or 1.8 mg. The number of doses that you can take with a Victoza® Pen depends on the dose of medicine that is prescribed for you. Your health care provider will tell you how much Victoza® to take.

Victoza® Pen should be used with Novo Nordisk disposable needles. Talk to your health care provider or pharmacist for more information about needles for your Victoza® Pen.

Important Information

- Do not share your Victoza® Pen or needles with anyone else. You may give an infection to them or get an infection from them
- Always use a new needle for each injection
- Keep your Victoza® Pen and all medicines out of the reach of children
- If you drop your Victoza® Pen, repeat “First Time Use for Each New Pen”
- Be careful not to bend or damage the needle
- Do not use the cartridge scale to measure how much Victoza® to inject
- Be careful when handling used needles to avoid needle stick injuries
- You can use your Victoza® Pen for up to 30 days after you use it for the first time

Caring For Your Victoza® Pen

- After removing the needle, put the Pen cap on your Victoza® Pen and store your Victoza® Pen without the needle attached
- Do not try to refill your Victoza® Pen—it is prefilled and is disposable
- Do not try to repair your Pen or pull it apart
- Keep your Victoza® Pen away from dust, dirt, and liquids
- If cleaning is needed, wipe the outside of the Pen with a clean, damp cloth

If you are having problems using your Victoza® Pen, call toll-free 1-877-484-2869 or visit victoza.com.

How Should I Store Victoza®?

Before use:

- Store your new, unused Victoza® Pen in the refrigerator at 36°F to 46°F (2°C to 8°C)
- If Victoza® is stored outside of refrigeration (by mistake) prior to first use, it should be used or thrown away within 30 days
- Do not freeze Victoza® or use Victoza® if it has been frozen. Do not store Victoza® near the refrigerator cooling element

Pen in use:

- Store your Victoza® Pen for 30 days at 59°F to 86°F (15°C to 30°C), or in a refrigerator at 36°F to 46°F (2°C to 8°C)
- When carrying the Pen away from home, store the Pen at a temperature between 59°F to 86°F (15°C to 30°C)
- If Victoza® has been exposed to temperatures above 86°F (30°C), it should be thrown away
- Protect your Victoza® Pen from heat and sunlight
- Keep the Pen cap on when your Victoza® Pen is not in use
- Use a Victoza® Pen for only 30 days. Throw away a used Victoza® Pen after 30 days, even if some medicine is left in the Pen
- Do not use Victoza® after the expiration date printed on the carton

Indications and Usage:

Victoza® (liraglutide [rDNA origin] injection) is an injectable prescription medicine that may improve blood sugar (glucose) in adults with type 2 diabetes when used along with diet and exercise.

Victoza® is not recommended as the first medication to treat diabetes. Victoza® has not been studied in patients with history of inflammation of the pancreas (pancreatitis). Victoza® is not a substitute for insulin and has not been studied in combination with prandial (mealtime) insulin. Victoza® is not for people with type 1 diabetes or people with diabetic ketoacidosis. It is not known if Victoza® is safe and effective in children. Victoza® is not recommended for use in children.

Important Safety Information:

In animal studies, Victoza® caused thyroid tumors—including thyroid cancer—in some rats and mice. It is not known whether Victoza® causes thyroid tumors or a type of thyroid cancer called medullary thyroid cancer (MTC) in people, which may be fatal if not detected and treated early. Do not use Victoza® if you or any of your family members have a history of MTC or if you have Multiple Endocrine Neoplasia syndrome type 2 (MEN 2). While taking Victoza®, tell your doctor if you get a lump or swelling in your neck, hoarseness, trouble swallowing, or shortness of breath. These may be symptoms of thyroid cancer.

Additional Important Safety Information:

Do not use Victoza® if you are allergic to liraglutide or any of the ingredients in Victoza®. Serious allergic reactions can happen with Victoza®. If symptoms of serious allergic reactions occur, stop taking Victoza® and seek medical attention. Pancreatitis may be severe and lead to death. Before taking Victoza®, tell your doctor if you have had pancreatitis, gallstones, a history of alcoholism, or high blood triglyceride levels since these medical conditions make you more likely to get pancreatitis.

Stop taking Victoza® and call your doctor right away if you have pain in your stomach area that is severe and will not go away, occurs with or without vomiting, or is felt going from your stomach area through to your back. These may be symptoms of pancreatitis.

Before using Victoza®, tell your doctor about all the medicines you take, especially sulfonylurea medicines or insulin, as taking them with Victoza® may affect how each medicine works. If you use Victoza® with insulin, you may give both injections in the same body area (for example, your stomach area), but not right next to each other.

Also tell your doctor if you have severe stomach problems such as slowed emptying of your stomach (gastroparesis) or problems with digesting food; have or have had kidney or liver problems; have any other medical conditions; or are pregnant or plan to become pregnant. Tell your doctor if you are breastfeeding or plan to breastfeed. It is unknown if Victoza® will harm your unborn baby or if Victoza® passes into your breast milk.

Your risk for getting hypoglycemia, or low blood sugar, is higher if you take Victoza® with another medicine that can cause low blood sugar, such as a sulfonylurea or insulin. The dose of your sulfonylurea medicine or insulin may need to be lowered while taking Victoza®.

Victoza® may cause nausea, vomiting, or diarrhea leading to dehydration, which may cause kidney failure. This can happen in people who have never had kidney problems before. Drinking plenty of fluids may reduce your chance of dehydration.

The most common side effects with Victoza® include headache, nausea, and diarrhea. Nausea is most common when first starting Victoza®, but decreases over time in most people. Immune system related reactions, including hives, were more common in people treated with Victoza® compared to people treated with other diabetes drugs in medical studies.



Victoza® is a registered trademark of Novo Nordisk A/S.
Victoza® is covered by US Patent Nos 6,268,343, 6,458,924 and 7,235,627 and other patents pending.

© 2014 Novo Nordisk

All rights reserved

0913-00017883-1

January 2014

VICTOZA®
liraglutide (rDNA origin) injection