

Snapshot

2 April 2018 - 15 April 2018 (14 days)



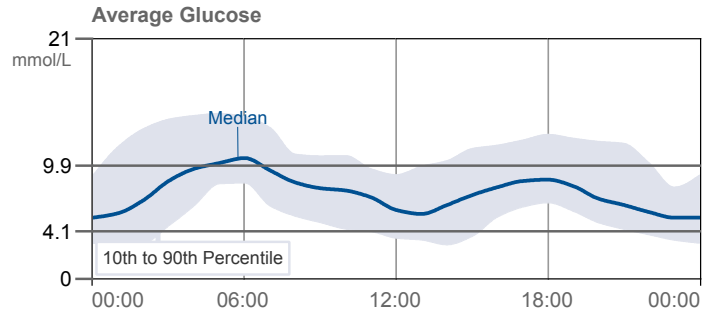
PAGE: 1 / 16
DATE: 2018/04/15

DATA SOURCE: FreeStyle Libre 2.2.9
FreeStyle Libre 1.0

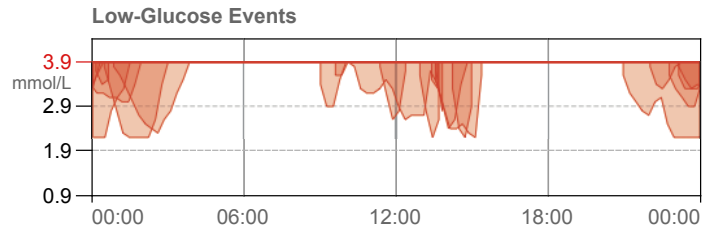
Glucose

Estimated A1c **6.6% or 49 mmol/mol**

AVERAGE GLUCOSE	7.9 mmol/L
% above target	25 %
% in target	65 %
% below target	10 %

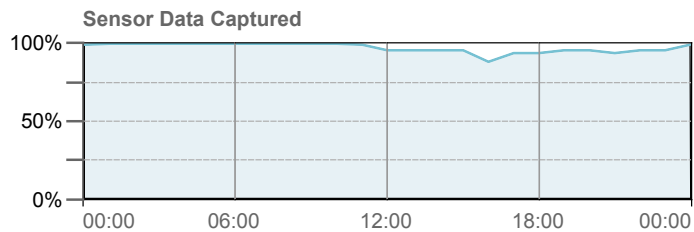


LOW-GLUCOSE EVENTS	16
Average duration	131 Min



Sensor Usage

SENSOR DATA CAPTURED	98 %
Daily scans	9



Comments

Logged Carbs

DAILY CARBS _____ grams/day

Logged Insulin

Rapid-Acting Insulin _____ units/day

Long-Acting Insulin _____ units/day

TOTAL DAILY INSULIN _____ units/day

Daily Patterns (with Ambulatory Glucose Profile)

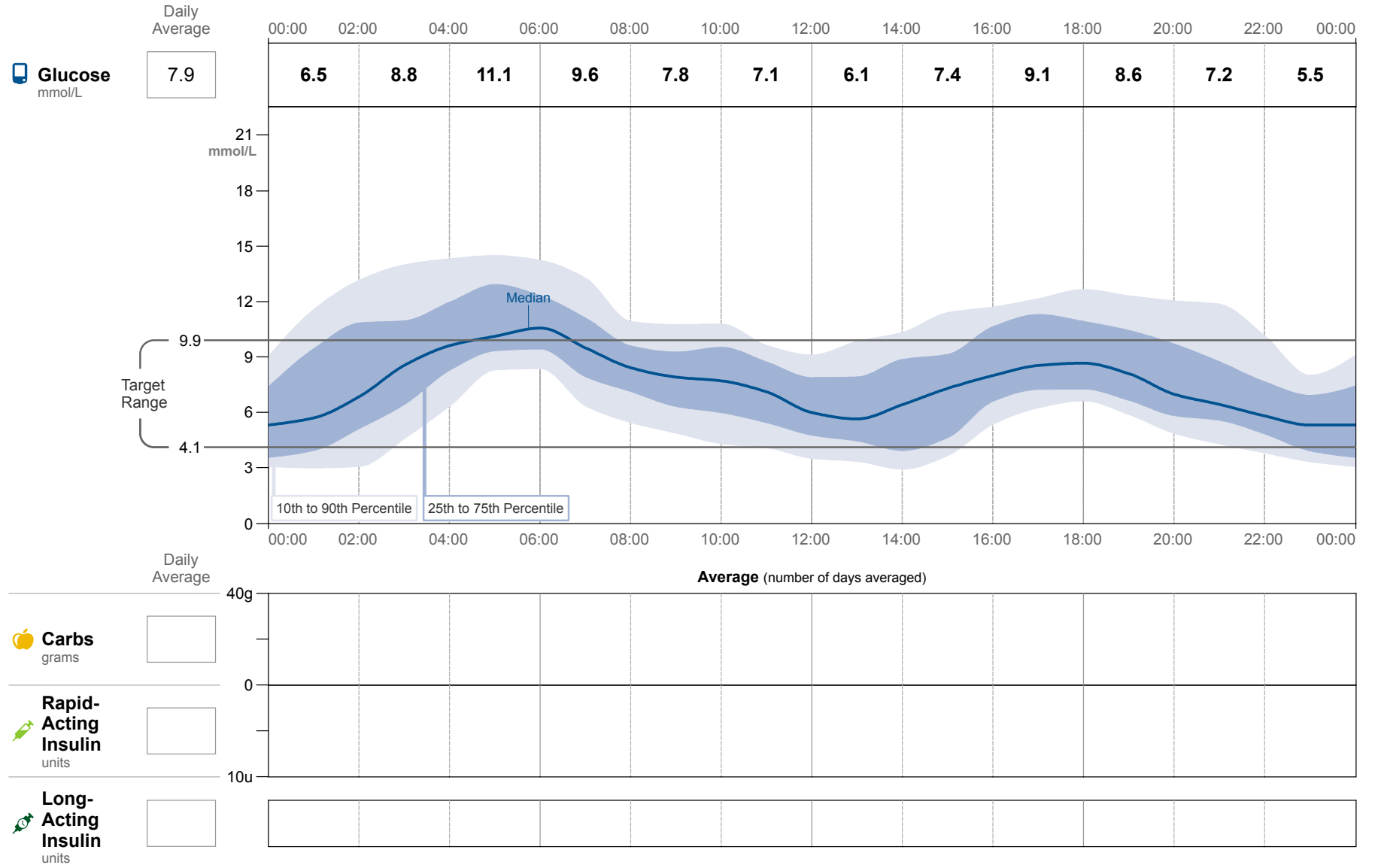


2 April 2018 - 15 April 2018 (14 days)

Estimated A1c 6.6% or 49 mmol/mol

PAGE: 2 / 16
DATE: 2018/04/15

DATA SOURCE: FreeStyle Libre 2.2.9
FreeStyle Libre 1.0



Daily Patterns (with glucose readings)

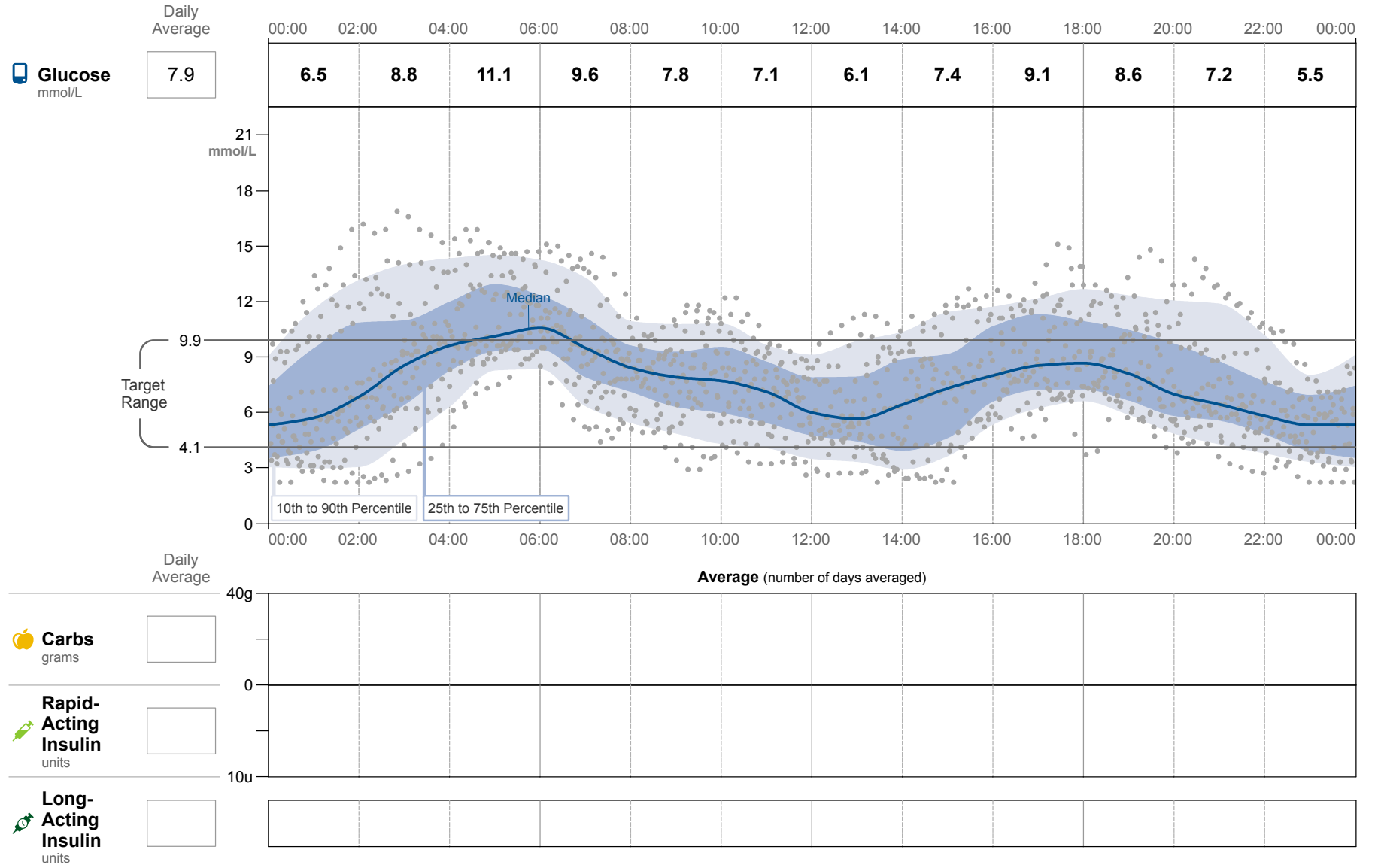


2 April 2018 - 15 April 2018 (14 days)

Estimated A1c **6.6% or 49 mmol/mol**

PAGE: 3 / 16
DATE: 2018/04/15

DATA SOURCE: FreeStyle Libre 2.2.9
FreeStyle Libre 1.0



Glucose Pattern Insights

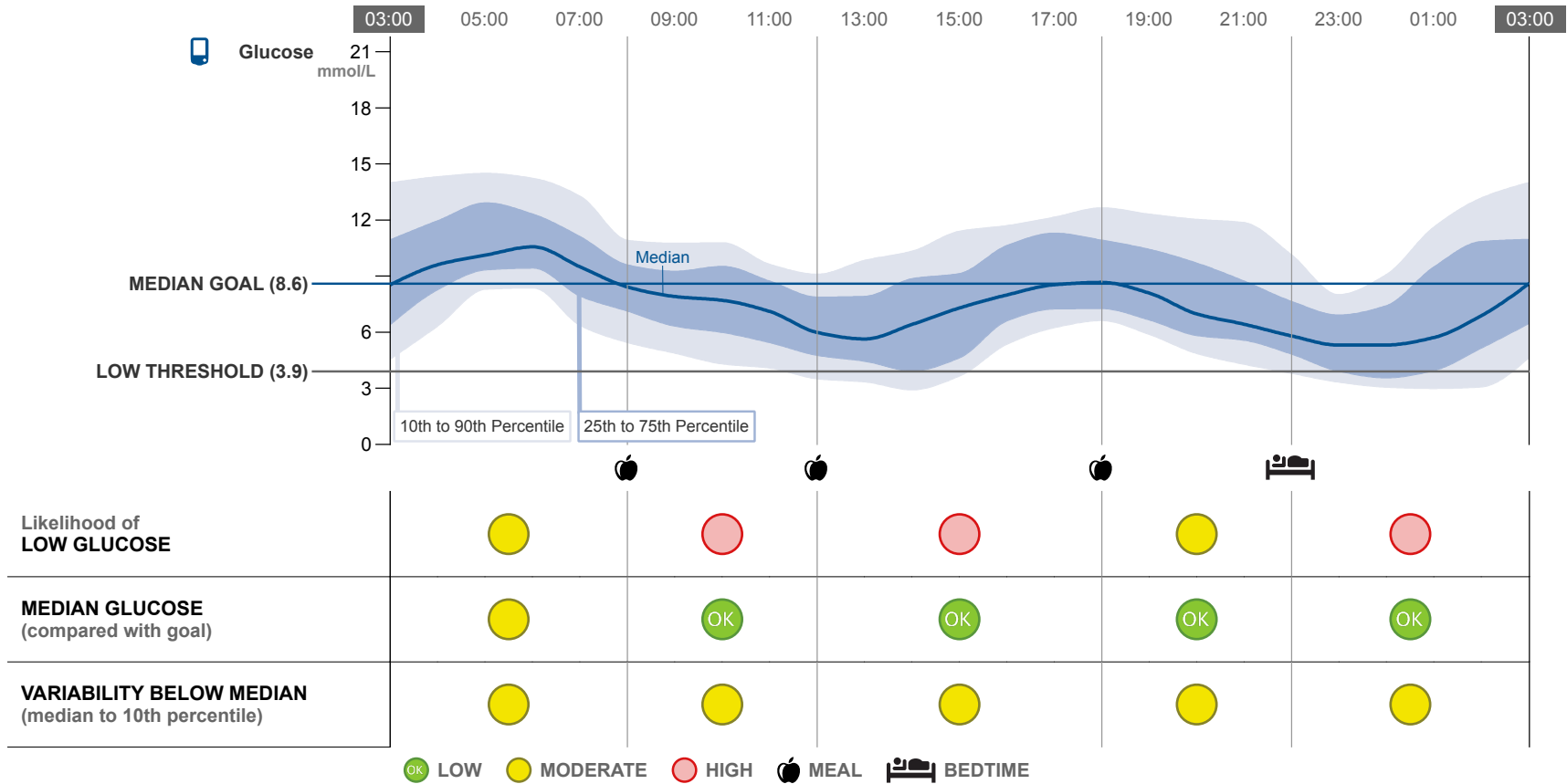


2 April 2018 - 15 April 2018 (14 days)

LOW-GLUCOSE ALLOWANCE SETTING: Medium

MEDIAN GOAL SETTING: 8.6 mmol/L (A1c: 7.0% or 53 mmol/mol)

Estimated A1c **6.6% or 49 mmol/mol**



Glucose Pattern Insights (with glucose readings)

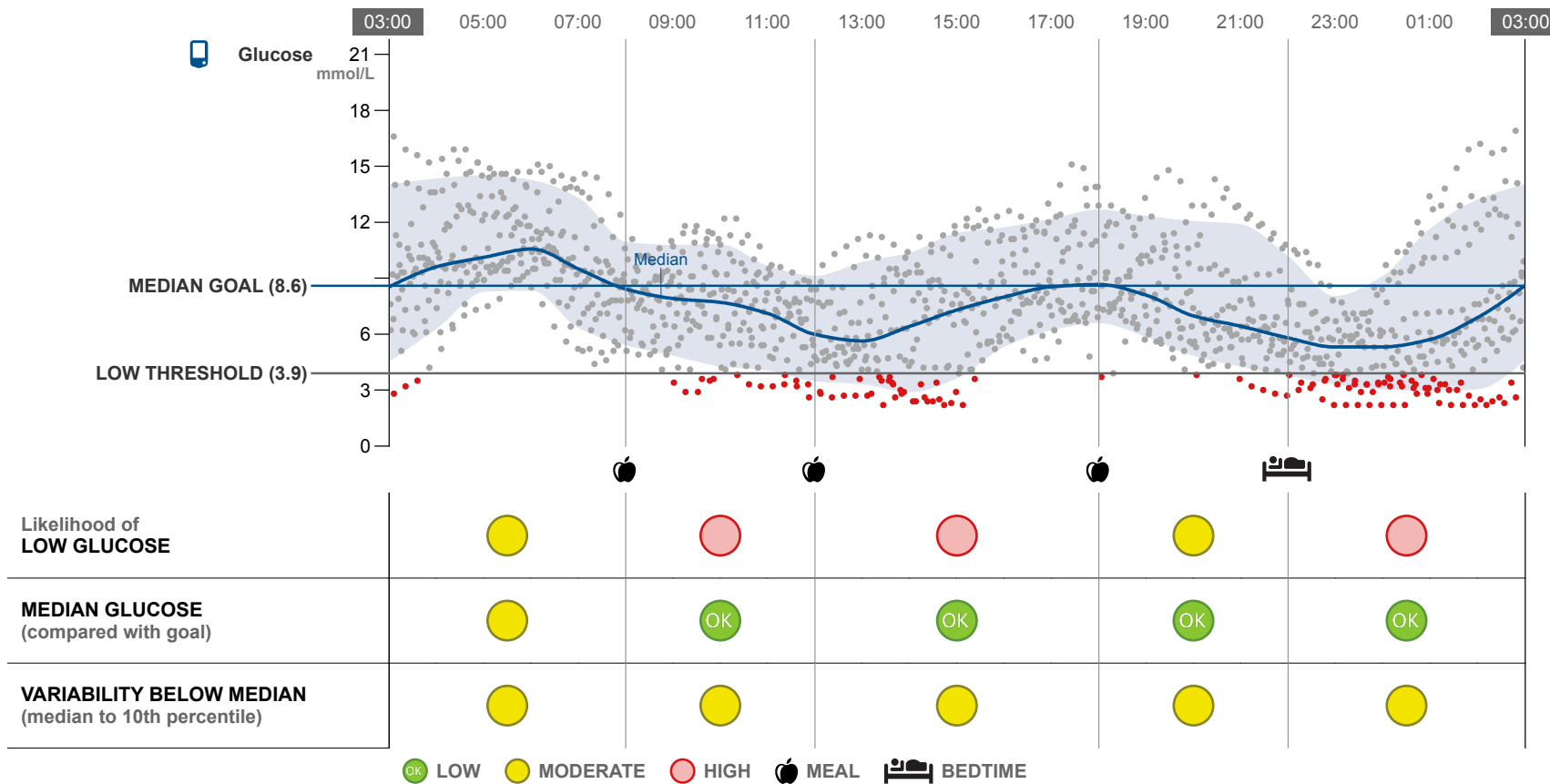


2 April 2018 - 15 April 2018 (14 days)

LOW-GLUCOSE ALLOWANCE SETTING: Medium

MEDIAN GOAL SETTING: 8.6 mmol/L (A1c: 7.0% or 53 mmol/mol)

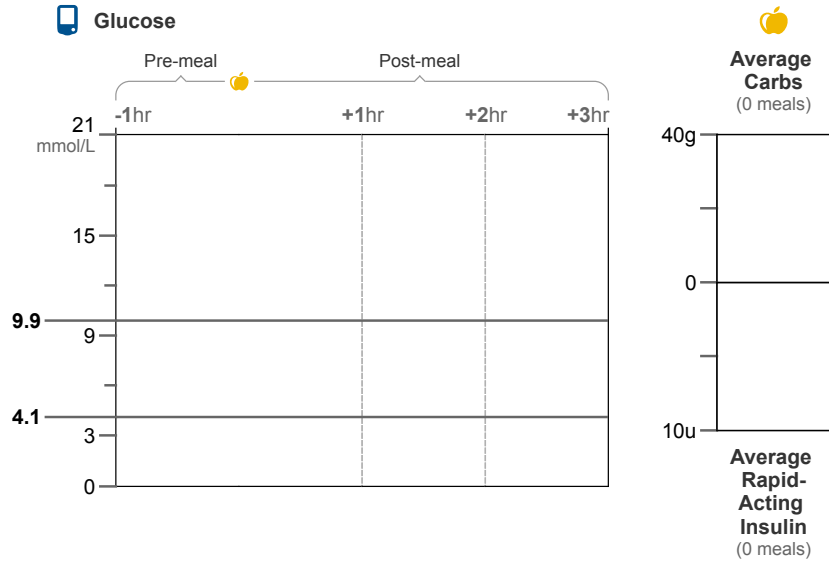
Estimated A1c 6.6% or 49 mmol/mol



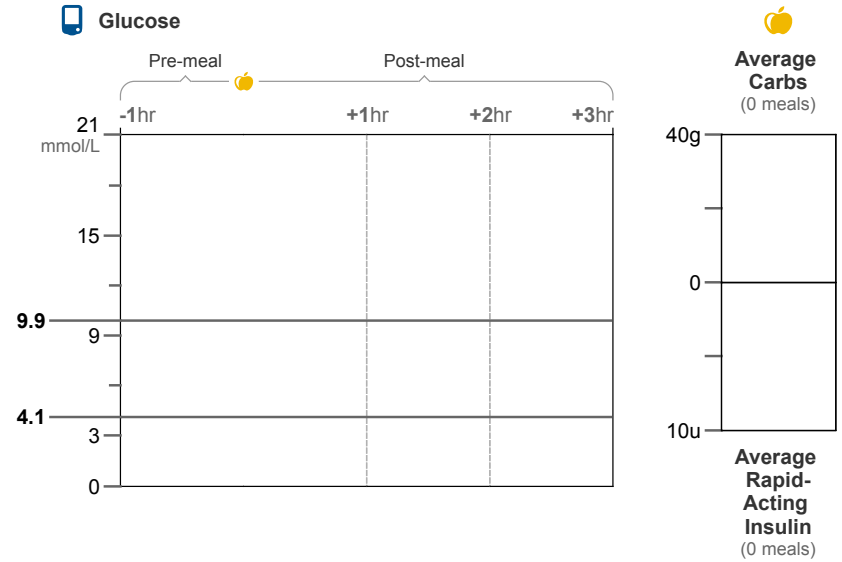
Mealtime Patterns

2 April 2018 - 15 April 2018 (14 days)

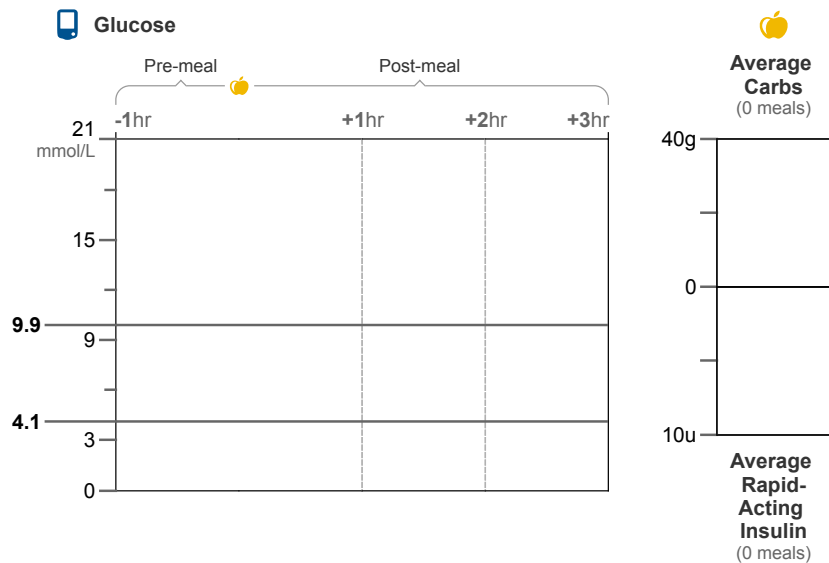
Morning (04:00 - 10:00)



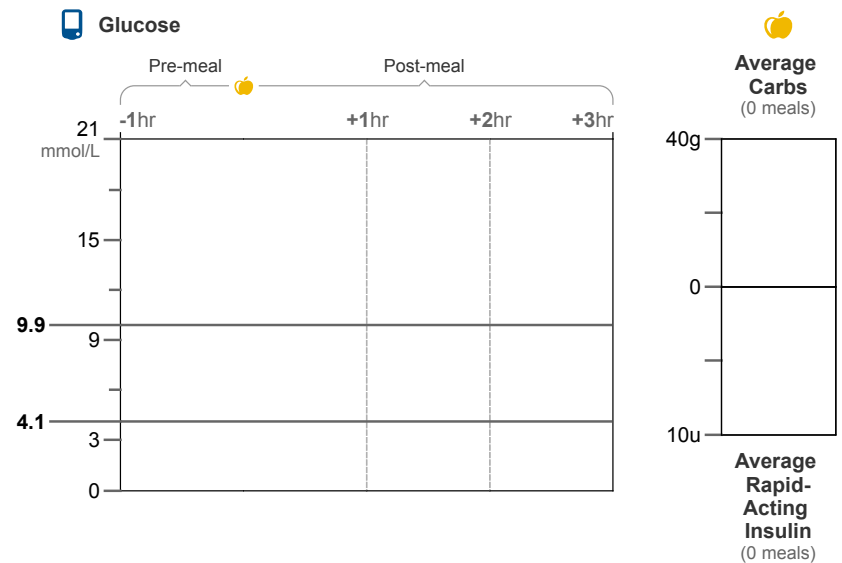
Midday (10:00 - 16:00)



Evening (16:00 - 22:00)



Night-time (22:00 - 04:00)



Monthly Summary

April 2018



PAGE: 7 / 16
DATE: 2018/04/15

DATA SOURCE: FreeStyle Libre 2.2.9
FreeStyle Libre 1.0

	Monday	Tuesday	Wednesday	Thursday	Friday	Saturday	Sunday
Average Glucose							8.9 mmol/L
Scans/Day							9
Low-Glucose Events							1
	2	3	4	5	6	7	8
	8.6 mmol/L 12 	7.1 mmol/L 7 	7.8 mmol/L 9 	8.1 mmol/L 9	8.3 mmol/L 13 	9.4 mmol/L 9	6.5 mmol/L 7
	9	10	11	12	13	14	15
	5.7 mmol/L 9 	8.6 mmol/L 10 	8.3 mmol/L 9 	8.4 mmol/L 8	9.5 mmol/L 10 	6.3 mmol/L 10 	8.1 mmol/L 5
	16	17	18	19	20	21	22
	23	24	25	26	27	28	29
	30						

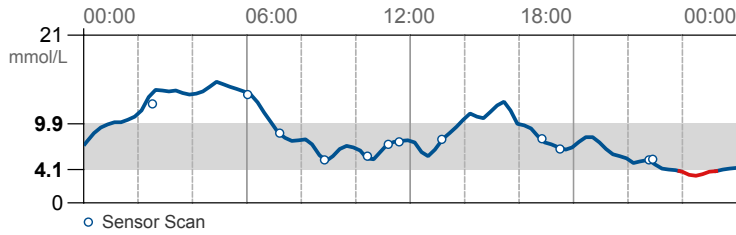
Weekly Summary

2 April 2018 - 15 April 2018 (14 days)



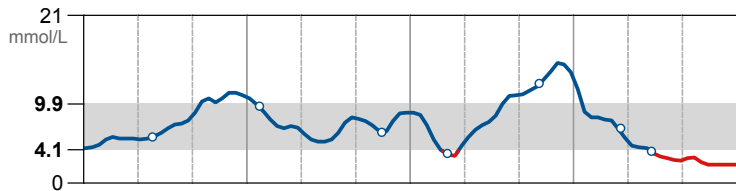
Glucose

Mon
2 Apr



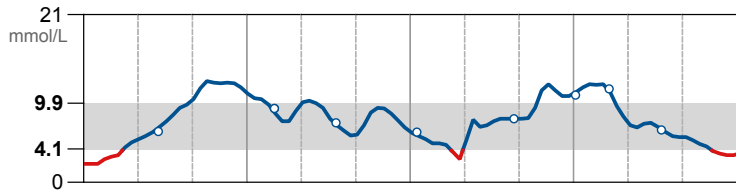
Average Glucose	Carbs	Rapid-Acting Insulin	Long-Acting Insulin
 8.6 mmol/L			

Tue
3 Apr



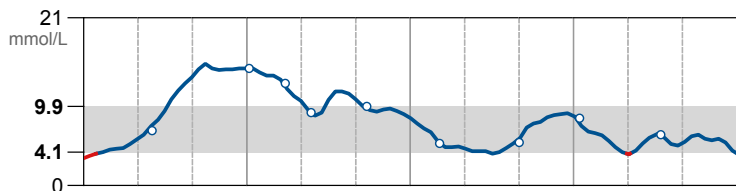
 7.1 mmol/L			
--------------------------	--	--	--

Wed
4 Apr



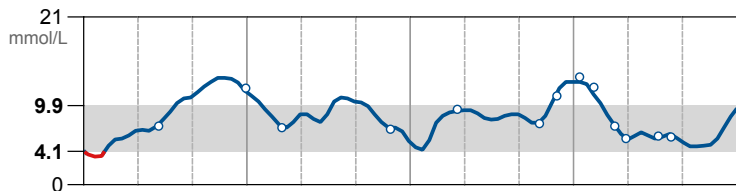
 7.8 mmol/L			
--------------------------	--	--	--

Thu
5 Apr



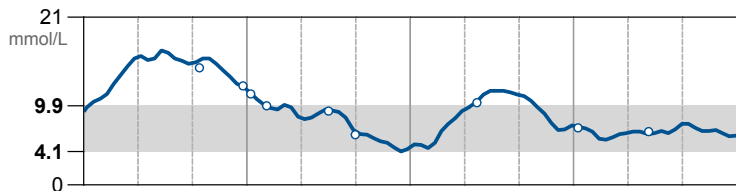
 8.1 mmol/L			
--------------------------	--	--	--

Fri
6 Apr



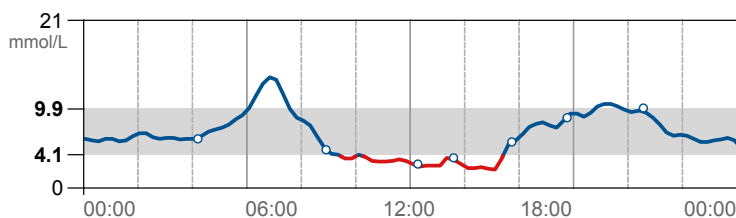
 8.3 mmol/L			
--------------------------	--	--	--

Sat
7 Apr



 9.4 mmol/L			
--------------------------	--	--	--

Sun
8 Apr



 6.5 mmol/L			
--------------------------	--	--	--

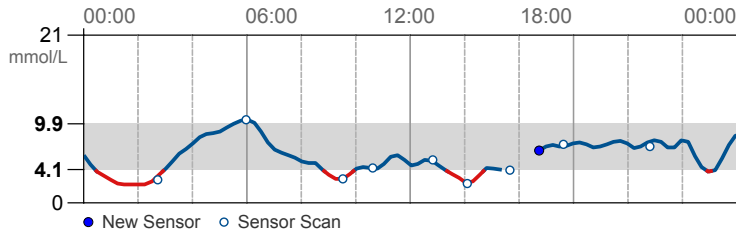
Weekly Summary

2 April 2018 - 15 April 2018 (14 days)



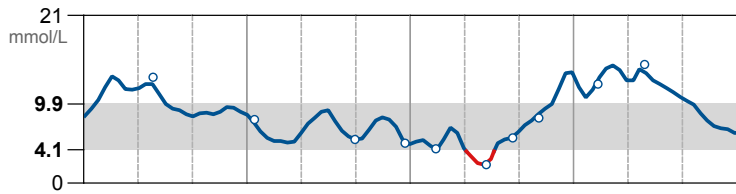
Glucose

Mon
9 Apr



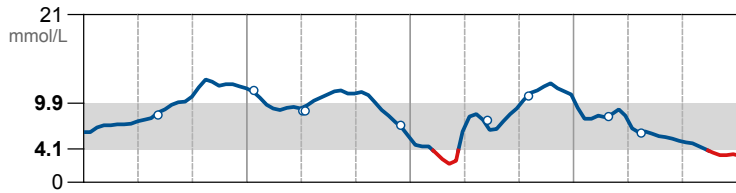
Average Glucose	Carbs	Rapid-Acting Insulin	Long-Acting Insulin
 5.7 mmol/L			

Tue
10 Apr



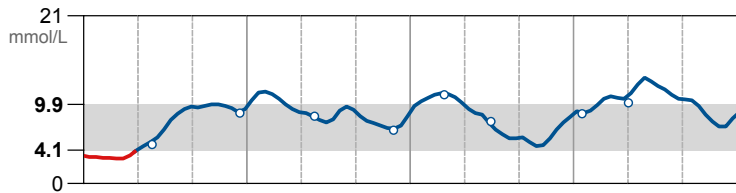
Average Glucose	Carbs	Rapid-Acting Insulin	Long-Acting Insulin
 8.6 mmol/L			

Wed
11 Apr



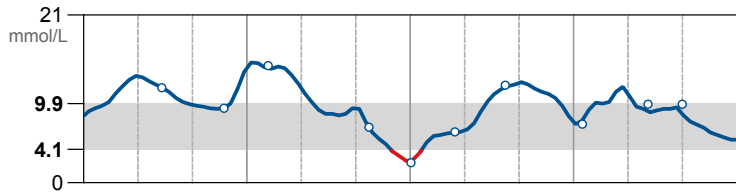
Average Glucose	Carbs	Rapid-Acting Insulin	Long-Acting Insulin
 8.3 mmol/L			

Thu
12 Apr



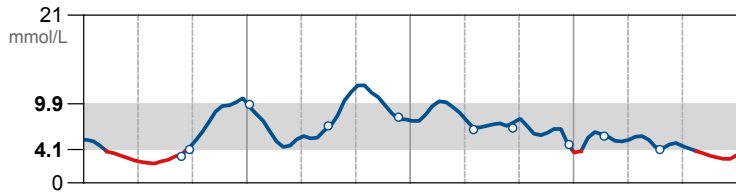
Average Glucose	Carbs	Rapid-Acting Insulin	Long-Acting Insulin
 8.4 mmol/L			

Fri
13 Apr



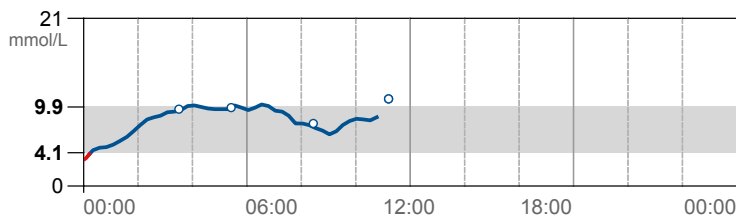
Average Glucose	Carbs	Rapid-Acting Insulin	Long-Acting Insulin
 9.5 mmol/L			

Sat
14 Apr



Average Glucose	Carbs	Rapid-Acting Insulin	Long-Acting Insulin
 6.3 mmol/L			

Sun
15 Apr



Average Glucose	Carbs	Rapid-Acting Insulin	Long-Acting Insulin
 8.1 mmol/L			

Daily Log

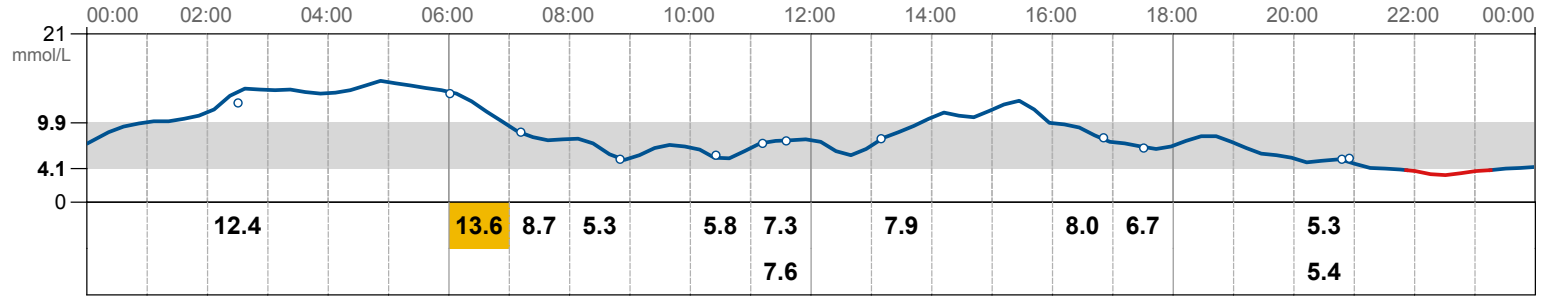
2 April 2018 - 15 April 2018 (14 days)



PAGE: 10 / 16
DATE: 2018/04/15

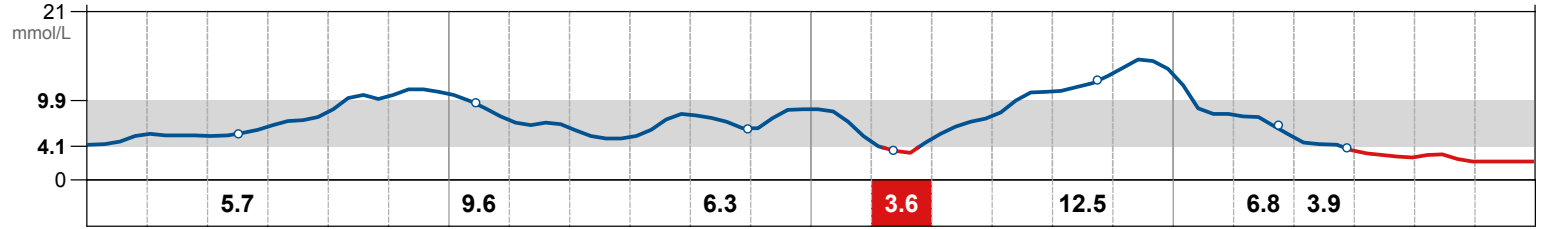
Mon 2 Apr

Glucose
mmol/L



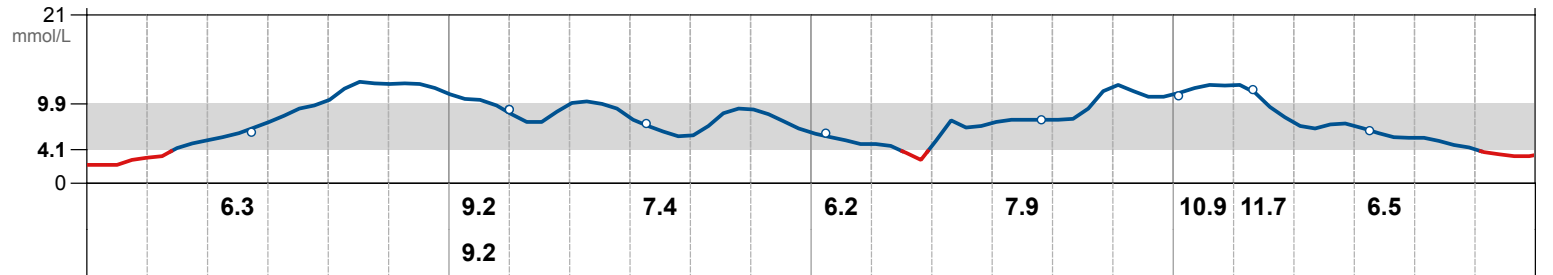
Tue 3 Apr

Glucose
mmol/L



Wed 4 Apr

Glucose
mmol/L



DATA SOURCE: FreeStyle Libre 2.2.9
FreeStyle Libre 1.0

Daily Log

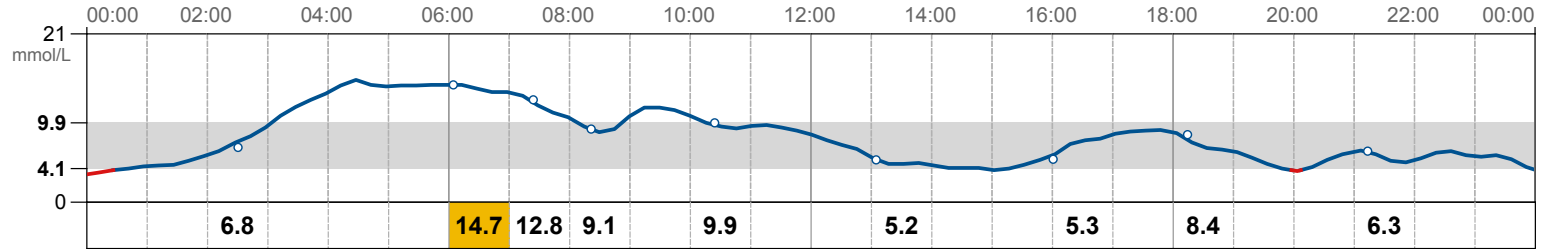
2 April 2018 - 15 April 2018 (14 days)



PAGE: 11 / 16
DATE: 2018/04/15

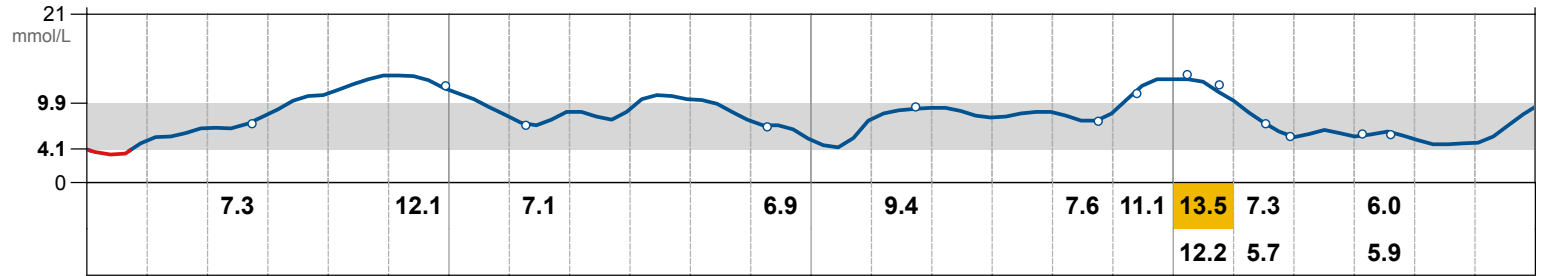
Thu 5 Apr

Glucose
mmol/L



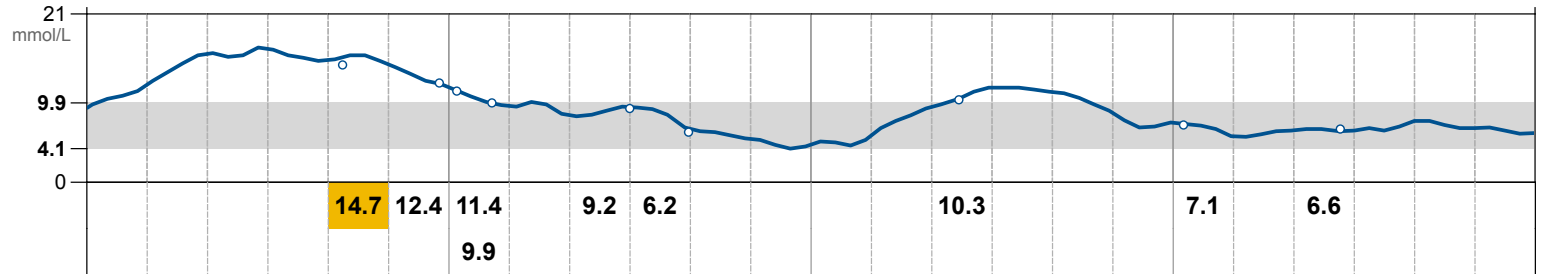
Fri 6 Apr

Glucose
mmol/L



Sat 7 Apr

Glucose
mmol/L



DATA SOURCE: FreeStyle Libre 2.2.9
FreeStyle Libre 1.0

Daily Log

2 April 2018 - 15 April 2018 (14 days)

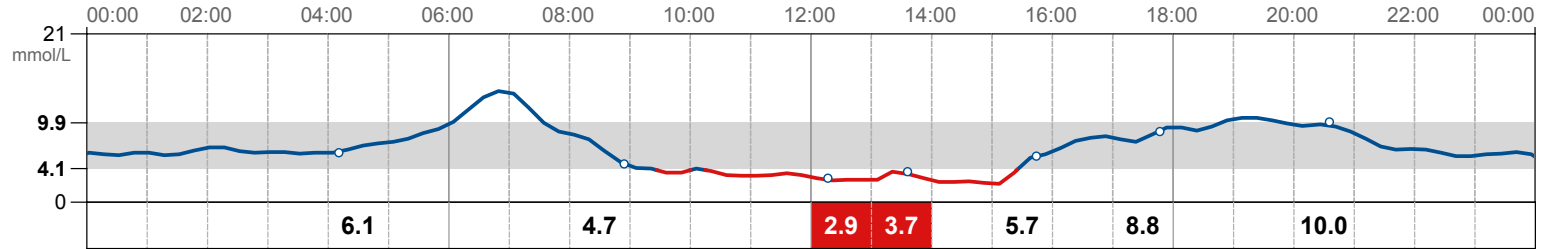


PAGE: 12 / 16
DATE: 2018/04/15

DATA SOURCE: FreeStyle Libre 2.2.9
FreeStyle Libre 1.0

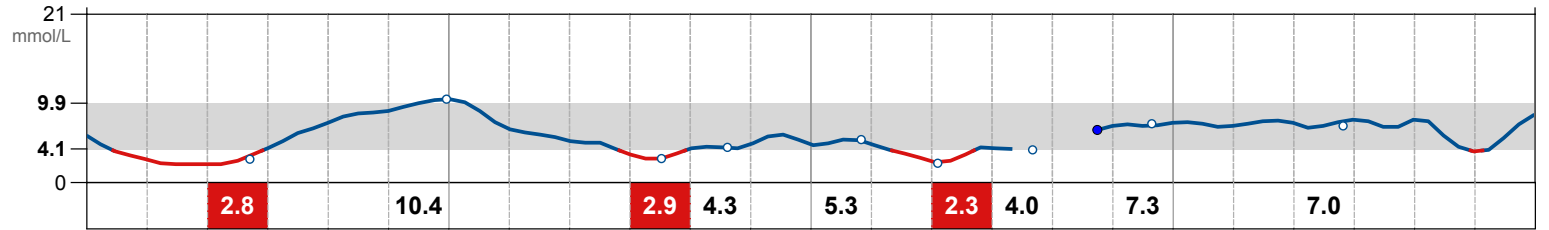
Sun 8 Apr

Glucose
mmol/L



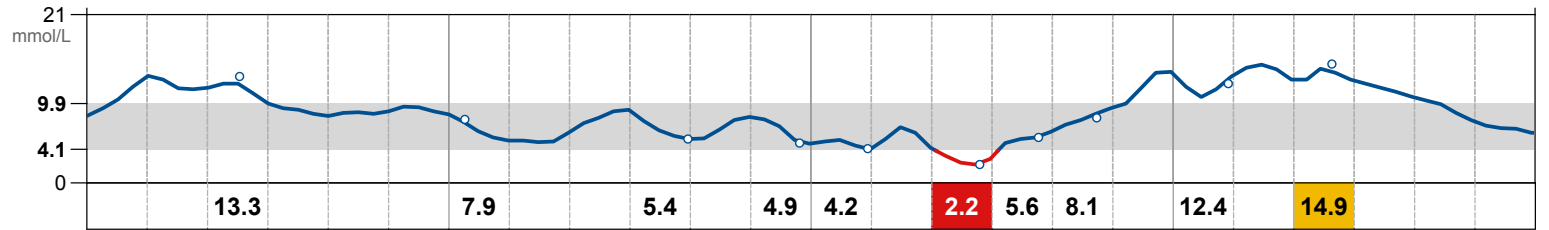
Mon 9 Apr

Glucose
mmol/L



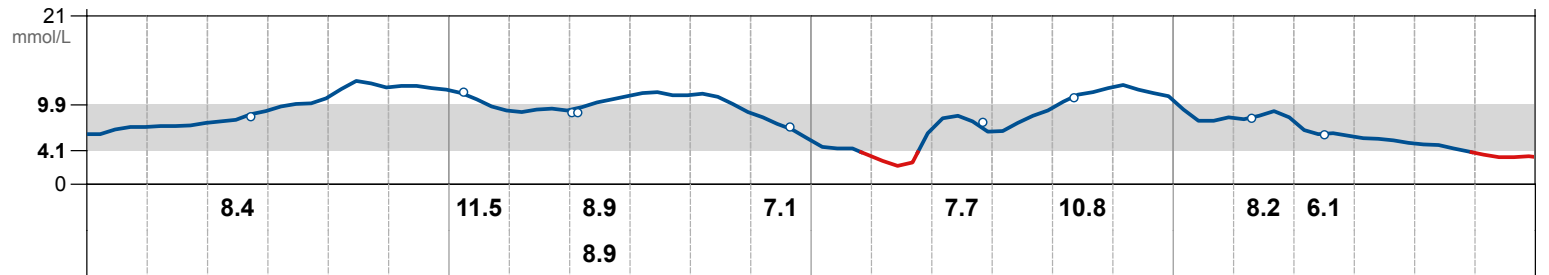
Tue 10 Apr

Glucose
mmol/L



Wed 11 Apr

Glucose
mmol/L



ID#:

Legend High Glucose (>13.3) Low Glucose (<3.9) * Strip Test Sensor Scan 🍌 Logged Post-Meal Peak ● New Sensor Time Change

Daily Log

2 April 2018 - 15 April 2018 (14 days)

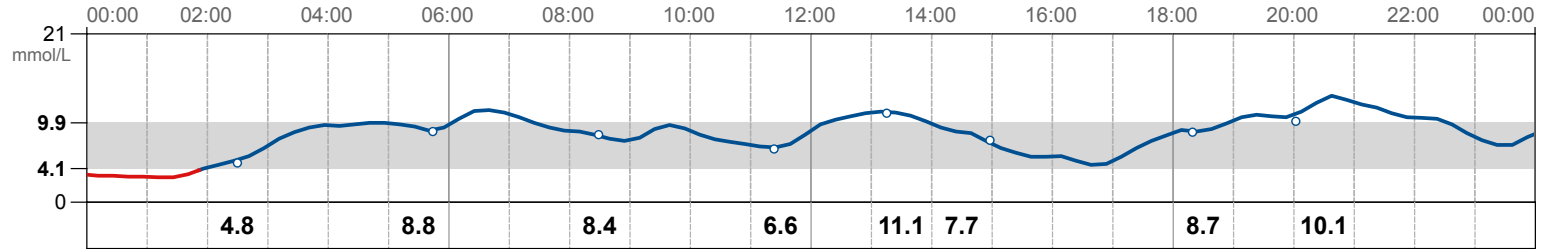


PAGE: 13 / 16
DATE: 2018/04/15

DATA SOURCE: FreeStyle Libre 2.2.9
FreeStyle Libre 1.0

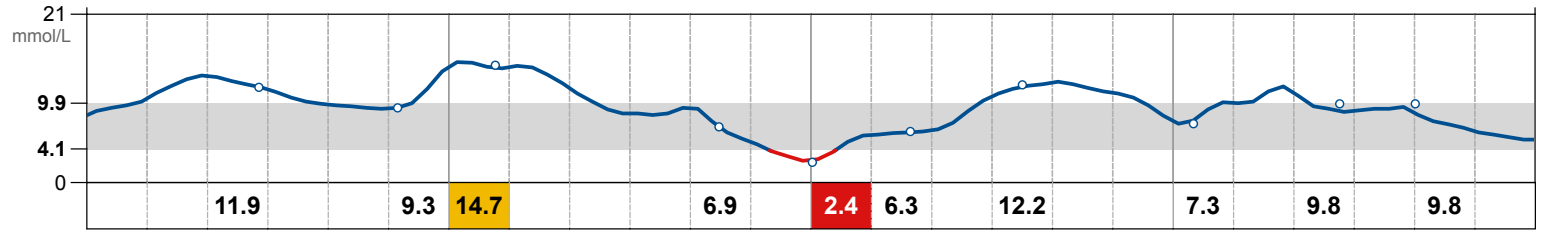
Thu 12 Apr

Glucose
mmol/L



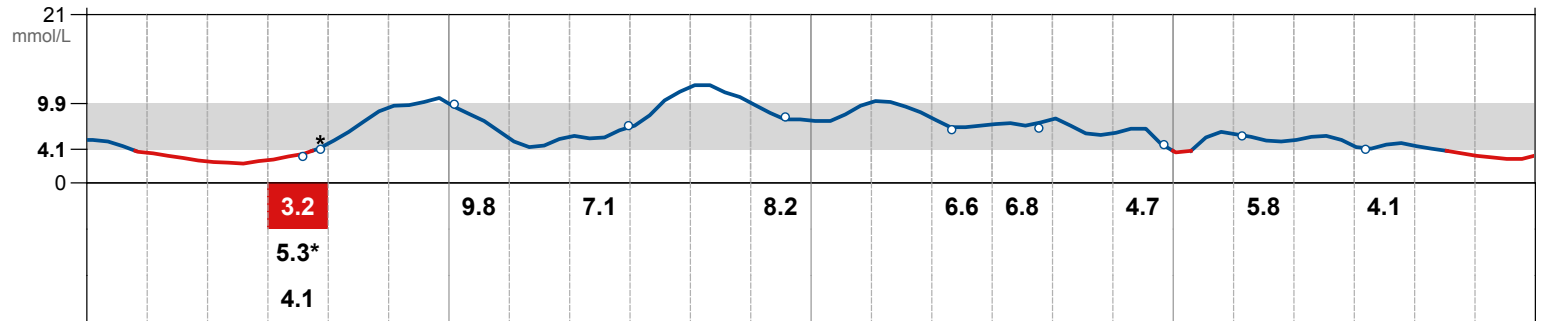
Fri 13 Apr

Glucose
mmol/L



Sat 14 Apr

Glucose
mmol/L



ID#:

Legend High Glucose (>13.3) Low Glucose (<3.9) * Strip Test Sensor Scan 🍌 Logged Post-Meal Peak ● New Sensor ⌚ Time Change

Daily Log

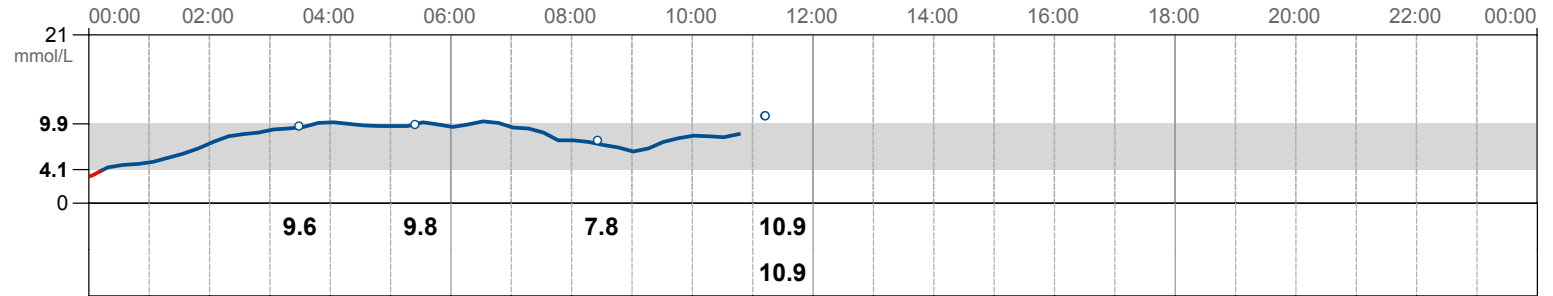
2 April 2018 - 15 April 2018 (14 days)



PAGE: 14 / 16
DATE: 2018/04/15

Sun 15 Apr

Glucose
mmol/L



DATA SOURCE: FreeStyle Libre 2.2.9
FreeStyle Libre 1.0

ID#:

Legend High Glucose (>13.3) Low Glucose (<3.9) * Strip Test Sensor Scan Logged Post-Meal Peak New Sensor Time Change